

DreamSpaces



Sheds

DreamSpaces

A Reminder to our Sales Team

We are more than just an ordinary shed company. We design and manufacture our structures to meet each customers' individual need. Listen carefully before giving too many of your own ideas. Do not pressure anyone into purchasing something they do not want. We are here to make good things happen for our customers, so pay attention to details. Make sure the shop clearly understands each order.

Remember, we are more than just an ordinary shed company.

Sincerely,
Michael Lapp
President



Your Idea
for your Space



Sheds

Our Story

As a young Amish man, my father Amos Lapp began his career working for a full service construction company, building homes from the foundation all the way up to interior finishing. He then transitioned into farming in the early 1980's, raising pigs on one of Lancaster County's many picturesque family-owned farms. Times were tough for hog farmers in those days, leading many to explore additional avenues of income. My parents opened an ice cream stand at a weekend farmers market, where as a family we built strong relationships with each other and our customers. Over time, by listening to the needs of our customers, we discovered new opportunities, leading us from farming to manufacturing and selling indoor furniture and crafts; and eventually, to outdoor furniture, play sets, gazebos, and storage sheds.

"I must say that I'm very pleased with my DreamSpace. The install guys, Jake and Leon, were very polite, cleaned up and did an outstanding job putting my shed together."

"Mike, our family has had four structures constructed by your company, and each one has gone above and beyond our expectations. Thank you!"

By 1987, as my father had developed a reputation for quality built products, he chose to transition into manufacturing storage buildings on a larger scale. He realized the value in focusing on building and selling high quality sheds and garages, and doing the best job possible. Over the years his instincts motivated him to partner with solid business associates, and build his company into more than just an ordinary shed company.

Today, with our comprehensive line of custom structures to fit your budget and needs, my father's life-work of quality has come full circle. Through his life until his passing in 2017, his business philosophy was simple: ***build a good product and treat people right***. As you browse this catalog, we hope you'll agree that this legacy continues.

"Build a good product and treat people right"

-Amos M Lapp Jr. 1950-2017



Choose Your Style



Garden Shed 8



A-Frame 9



Colonial Garden Shed 10



Garden Quaker 12



Quaker 13



High Barn 14



Victorian 16



Studio 18



Pool House 20



New England Barn 22



One Story Garage 24



Two Story Garage 26



Horse Structures 28



Custom Buildings 30



Options 32

A Simple Step by Step Process to Create Your Own DreamSpace



1 Select the style:

Something to match the design of your home or a style that matches your personal taste?



2 Choose the size:

Make sure it's big enough to grow into - a common customer regret is choosing too small of a size.



3 Choose your design options:

Choose your doors, windows, roof, color, and upgrades



4 Select Delivery type:

Will your building be delivered assembled or built on site?



Garden Shed

#1 IN DESIGN | SIMPLE TO CUSTOMIZE



A 10'x14' Lap Siding • B 12'x16' Traditional Vinyl • C 10'x16' Board & Batten • D 10'x16' Lap Siding



A



B

HISTORIC | MAJESTIC | EXCLUSIVE



Colonial Garden Shed



C



A



B



C

WORKSHOP

ORGANIZED STORAGE



A 8'x10' Vinyl • B 12'x12' Smartpanel • C 10'x14' Smartpanel

A 10'x18' Hardie Board • B 10'x14' Lap Siding • C 12'x16' Lap Siding

A TRADITIONAL
CARRIAGE HOUSE DESIGN



Garden Quaker



B



A



C



A



A



High Barn



B



C



B

THIS DUTCH DESIGN ALLOWS FOR
GREAT LOFT SPACE

Quaker

FIND WHAT YOU WANT
WHEN YOU NEED IT





C

A 10'x14' Vinyl • B 12'x20' Smartpanel • C 10'x16' Smartpanel

A 12'x20' Smartpanel • B 12'x20' Vinyl • C 12'x28' Smartpanel



Victorian



MATCH YOUR HOME'S ROOF STYLE

A 12'x20' Lap Siding • B 12'x16' Stone & Stucco • C 12'x16' Traditional Vinyl



MODERN | ELEGANT

Studio



A 14'x22' Custom Siding • B 12'x18' Board & Batten • C 10'x20' Lap Siding




HELLO SUMMER





Pool House



A 14'x14' Cedar Impressions Bel Air • B 8'x15' Vinyl Bel Air • C 12'x16' Smartpanel Lanai





New England Barn

OLD WORLD CRAFTSMANSHIP





One Story Garage

GET YOUR GARAGE BACK

INQUIRE ABOUT OUR GARAGE BROCHURE

A 12'x24' Custom Vinyl Garden Shed Garage • B 24'x32' Lap Siding Double Wide

C 24'x24' Smartpanel Double Wide • D 12'x24' Vinyl A-Frame Garage



Two Story Garage



MAN CAVE - REC ROOM - OFFICE

INQUIRE ABOUT OUR GARAGE BROCHURE



A 24'x36' Custom Hardie Board & Batten • B 24'x24 Smartpanel • C 24'x24' Smartpanel



Horse Structures



HORSE BARNs | TACK ROOM

HORSE RUN-INS | OVERHANG



A



C

Custom Buildings



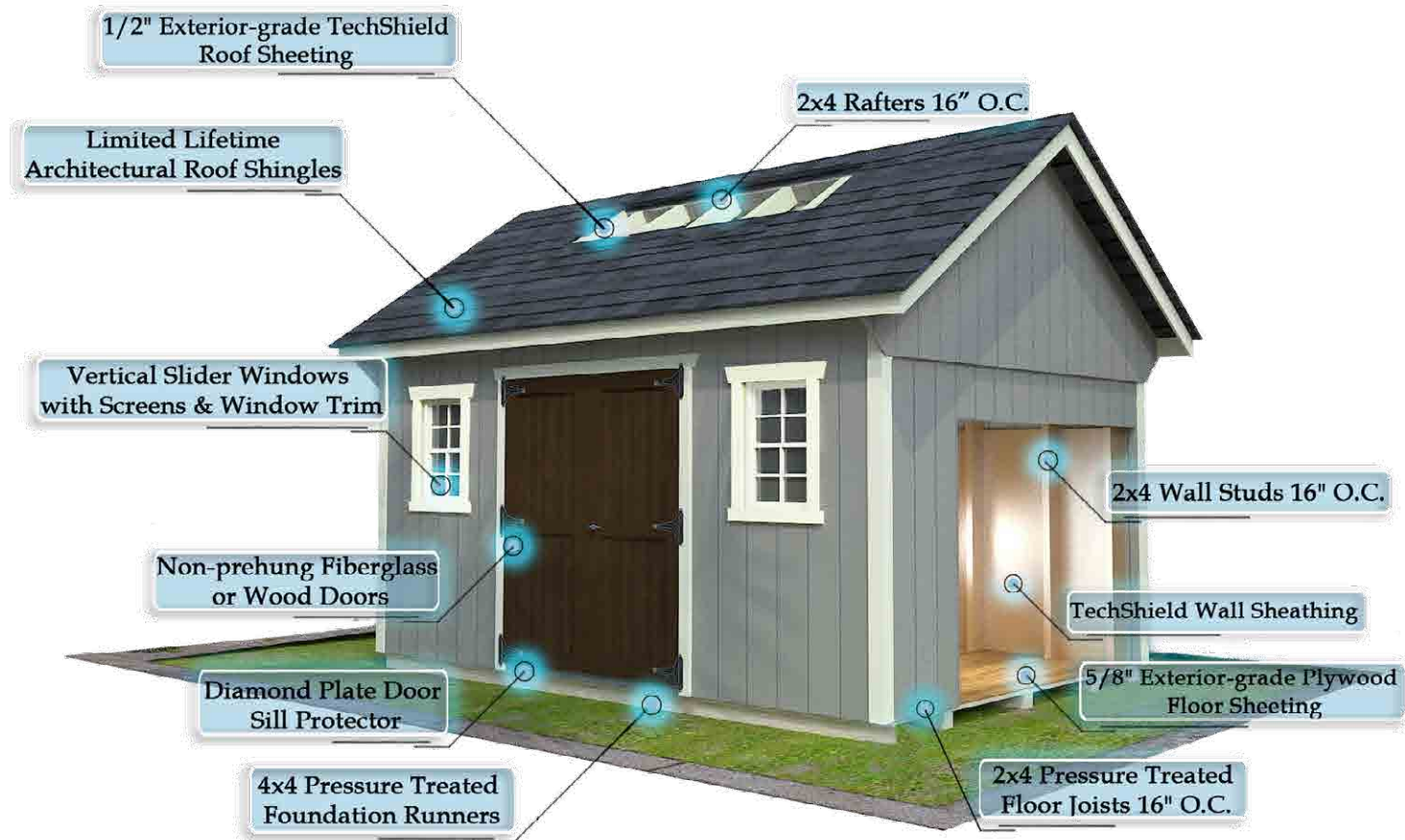
B



CREATE A BUILDING WITH
YOUR SIGNATURE DESIGN

30

Specifications & Site Preparation



Site Preparation

Create a level frame with 4x4 or 4x6 pressure treated timbers
 Frame should be at least 12" wider and longer than building dimensions
 Evenly fill with at least 4-6" of 3/4" modified stone



Upgrades

Storage & Electrical



Pegboard, Workbench, & Shelving



Loft



Electrical Package

Venting Options



Basic Vent



Large Gable Vent



Roll Vent



Soffit Vent

Floor Options



Ramp



Spray Foam Insulated Floor

Roof Options

Dormers



Shed Dormer

Reverse Gable Dormer

Cape Cod Dormer

Roofing Options



Architectural
Asphalt Shingles



Cedar Shakes



Metal Roofing




Standing Seam
Metal Roofing
with Optional Snow Guards


Siding Options



Smartpanel



LP Lap Siding



Hardie Plank



Dutch Lap Vinyl



Traditional Lap Vinyl



Beaded Vinyl



Board & Batten




Cedar Shake



Stone & Stucco

Door & Window Options

Doors



Hinge Options



Overhead Doors



Windows



Shutters



Color Options


Paint & Stain



Vinyl



Metal



Standing Seam



Shingles



Cupolas & Weathervanes



Standard



Morton
with Copper Top



Ellsworth
with Copper Top



Carlisle
with Copper Top



Waterford
with Copper Top



Norwood
with Copper Top



Flying Pig



Eagle



Rooster



800.768.3418 • www.lappstructures.com

[DreamSpaces](http://DreamSpaces.com)